







This sheet list activities you or your colleagues can do to advocate for selection strategies.

TIME	ACTIVITIES	WHO	NOTES
 <p>5 mins</p>	<ul style="list-style-type: none"> <li>• Tell a colleague about the Selection Toolkit.</li> <li>• Complete a Selection Workshop feedback survey.</li> <li>• Send an email to your colleagues with links to the Selection Toolkit.</li> </ul>		
 <p>10 mins</p>	<ul style="list-style-type: none"> <li>• Read introductory information on the Selection Toolkit website.</li> <li>• Call a stakeholder to explain selection strategies and the selection toolkit.</li> </ul>		
 <p>15 mins</p>	<ul style="list-style-type: none"> <li>• Watch the Selection Toolkit introduction video (when available)</li> <li>• Talk a colleague through the online Selection Toolkit.</li> <li>• Read an example selection strategy.</li> </ul>		
 <p>30 mins</p>	<ul style="list-style-type: none"> <li>• Give a presentation on the Selection Toolkit.</li> <li>• Write a review of the workshop for your organisation.</li> <li>• Map the roles and responsibilities related to selection in your own organisation.</li> </ul>		
 <p>45 mins</p>	<ul style="list-style-type: none"> <li>• Hold a meeting to discuss/review selection strategies.</li> <li>• Review an organisational policy - look for references to selection or where there should be references to selection.</li> </ul>		
 <p>1 Hour +</p>	<ul style="list-style-type: none"> <li>• Take an e-learning module (when available).</li> <li>• Rewrite organisational policies to include selection strategies.</li> <li>• Implement a selection strategy on a project.</li> <li>• Review implementation of selection strategy.</li> <li>• Write a case study for the implementation of selection strategies.</li> </ul>		